



Hibulb Cultural Center Inquiries

Student Name:

Annalie

1-30-18

Directions: We've watched the Tulalip History Minute Videos in class. We've read articles, documents and stories. Now you will get to actually investigate and see the artifacts in the museum. Complete as many of the investigative inquiries as you can at the museum. We will finish the inquiries at school.

Welcome Figures

Sketch the Welcome Figures below and label what the different designs on the figures represent.



The paddle is for that when somebody leaves to visit someone they raise their paddle.



The butterflies on the Kaye's scarf mean that the salmon are coming back.

This dog is for coats but they are extinct today.

Baskets

1. Locate the Baskets Display and find the basket that belonged to Katrina Bagley and Katie Simmons. In the box below, sketch the basket and label with important information. Such as: Type of material used to make the basket, basket uses, estimated age, etc.

Sketch and label the basket that belonged to Katrina Bagley and Katie Simmons.

Cedar Root Cooking Basket.



2. Locate 2 other baskets. Sketch the baskets in the boxes below and label with important information. Such as: Type of material used to make the basket, basket uses, estimated age, etc.

Sketch and label a 2nd basket of your choice.



Sketch and label a 3rd basket of your choice.



Summer Camp House

1. Locate the Summer Camp House display. In the boxes below, sketch and label 6 different tools that the Tulalip people used at their summer camp house site. Describe what the tool was used for, type of material used to make it, name of the tool, etc.

1. Tool Name. Harpoon Tip



2. Tool Name: Hunting paddle




3. Tool Name: women paddle




4. Tool Name: war club



5. Tool Name: utility basket



6. Tool Name: Crab pot net float.



2. In the box below, sketch and describe how the summer camp house was built.

With hard cedar trees.



3. Why did the Tulalip people move to a summer camp house? They saw the butterfly's so they wanted to move closer to the salmon to catch them.

Honoring Veterans

1. Visit the display that honors the veterans. Choose one person from each of the following wars and write down the information given about that veteran.

1. WWI



2. WWII



3. Korean War



4. Vietnam War



5. Afghanistan War

William Charles

6. Iraq War

Henry

The Gateway Poles

1. Visit the Gateway Poles display and answer the following questions:

- Who carved the original gateway poles? Dave guss, Leo Charles, Maurice Charles
-

- When were they carved?
1940
-

- Where were the original Gateway Poles located and what was on top of them? It was located at the entrance to the Tulalip Indian Reservation and a canoe.
-

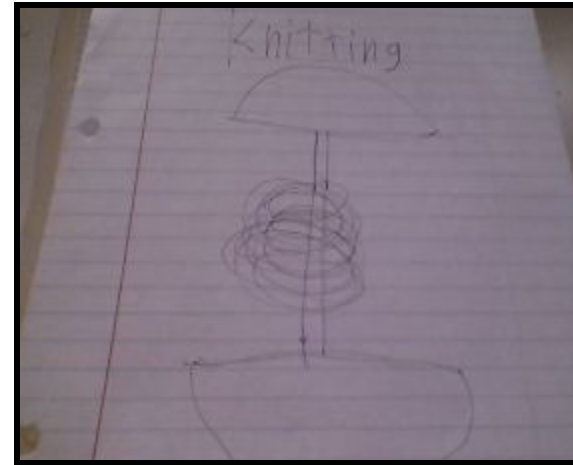
- What happened to the original Gateway Poles? They were vandalized.
-

Find four other artifacts in the museum that you found interesting. Use the boxes below and on the next page to sketch and label. (What was the artifact? What was it used for? How was it made?)


1. Artifact Name: berry basket



2. Artifact Name: Knitting.



3. Artifact Name: Stone Anchor.



4. Artifact Name: Cedar Shirt.

