



Hibulb Cultural Center Inquiries

Student Name:

Blane

1-30-18

Directions: We've watched the Tulalip History Minute Videos in class. We've read articles, documents and stories. Now you will get to actually investigate and see the artifacts in the museum. Complete as many of the investigative inquiries as you can at the museum. We will finish the inquiries at school.

Welcome Figures


label what the different designs on the figures represent.

The reason he is putting his paddle like this is because it is a sign of welcome if he is from a different tribe. The crack in the middle is called a check. It does not mean it is ruined, carvers actually like that part in their art. On the top of his head is a cedar hat. What he is wearing is a bib. (It is like a blanket)



Her scarf stands for a type of dog that the fur is used for clothing and is no longer alive today.

These monarch butterflies mean the king salmon is coming for the people to eat.



Her base stands for the people who come to the Hibulb Cultural Center, on it are busses and cars.

Baskets

1. Locate the Baskets Display and find the basket that belonged to Katrina Bagley and Katie Simmons. In the box below, sketch the basket and label with important information. Such as: Type of material used to make the basket, basket uses, estimated age, etc.

label the basket that belonged to Katrina Bagley and Katie Simmons.



This a cedar root cooking basket and it cooks food and is made of cedar wood. People stopped weaving it in 1850's.


2. Locate 2 other baskets. Sketch the baskets in the boxes below and label with important information. Such as: Type of material used to make the basket, basket uses, estimated age, etc.

-Sketch and label a 2nd basket of your choice.

This basket is used for storing and gathering berries.



label a 3rd basket of your choice.



This basket is for carrying babies.

Summer Camp House

label 6 different tools

1. Tool Name: Utility basket

For
storing or
gathering

Utility basket. _____



2. Tool Name: War club

The war club is used
for hunting or
defending themselves.





This helped Tulalip people make cedar mats.

3. Tool Name: Mat needle

4. Tool Name: stone anchor



The stone anchor is used to keep canoes in one spot

5. Tool Name:
Crab pot net float



It is for catching fish.

6. Tool Name: cedar place mat

This a plate for
people to eat
over.




2. In the box below, sketch and describe how the summer camp house was built.



3. Why did the Tulalip people move to a summer camp house? Because They saw the butterflies going that way and that means the king salmon is coming.

Honoring Veterans

1. Visit the display that honors the veterans. Choose one person from each of the following wars and write down the information given about that veteran.

<p>1. WWI</p> <p>Aloysius Shelton U.S. army</p>	<p>2. WWII Cyrus Hatch U.S. army.</p>
<p>3. Korean War</p>	<p>4. Vietnam War</p>  <p>Guy Madison Marine cops/Vietnom war b. 8/7/51</p>

5. Afghanistan War Adam Dufresne U.S. army

6. Iraq War Alpheus Jones U.S. army (war in 2007)

The Gateway Poles

1. Visit the *Gateway Poles* display and answer the following questions:

Who carved the original *Gateway Poles*? Dave Guss, Leo Charles, Maurice Charles, Wesley Alexander, and Robert Guss.

When were they carved? The original gateway poles were carved in 1940.


Where were the original *Gateway Poles* located and what was on top of them? The original gateway poles were located at Fire Trail Road and Marine Drive.

What happened to the original *Gateway Poles*? They were chopped in half.

Find four other artifacts in the museum that you found interesting. Use the boxes below and on the next page to sketch and label. (What was the artifact? What was it used for? How was it made?)

1. Artifact Name

What I think is cool is that they have grandmother represent many things.



2. Artifact Name

I think this salmon life cycle is very interesting, it shows lots about salmon.



3. Artifact Name

It is very interesting that there were people from the Tulalip tribe in wars.



4. Artifact Name A young boy's grandfather made this for him in his teens. He used it for hunting and fishing.

