

Hibulb Cultural Center Inquiries

Student Name: Caiti

1-30-18

Directions: We've watched the Tulalip History Minute Videos in class. We've read articles, documents and stories. Now you will get to actually investigate and see the artifacts in the museum. Complete as many of the investigative inquiries as you can at the museum. We will finish the inquiries at school.

Welcome Figures

Sketch the Welcome Figures below and label what the different designs on the figures represent.

The butterflies on this "kayak's" head scarf, (kayak is lushootseed for grandma.) resemble that when the butterflies come, the salmon does too. The dogs on her collar resemble the wooly dog that they grew to use the wool for clothes. That breed is extinct now, though. The warrior is wearing a traditional cedar hat. His paddle is in the "friendship" position (upright). Both statues are carved from the same tree.



Baskets

1. Locate the Baskets Display and find the basket that belonged to Katrina Bagley and Katie Simmons. In the box below, sketch the basket and label with important information. Such as: Type of material used to make the basket, basket uses, estimated age, etc.

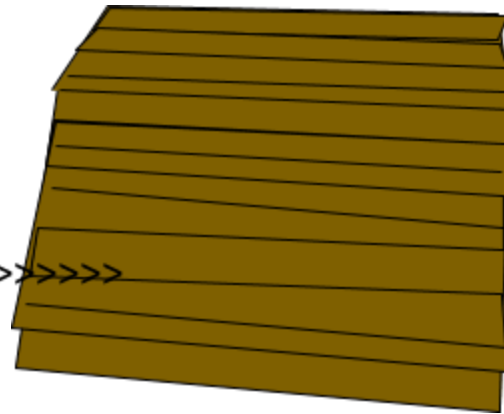
Sketch and label the basket that belonged to Katrina Bagley and Katie Simmons. Their basket was watertight and used for heating, gathering berries, and holding things.



^

This is the real thing. |


Over here is my drawing. ----->>>>>>>>>>



2. Locate 2 other baskets. Sketch the baskets in the boxes below and label with important information. Such as: Type of material used to make the basket, basket uses, estimated age, etc.

Sketch and label a 2nd basket of your choice.

This basket was used to carry a baby.



Sketch and label a 3rd basket of your choice.

This is a basket for gathering berries.



Summer Camp House

1. Locate the Summer Camp House display. In the boxes below, sketch and label 6 different tools that the Tulalip people used at their summer camp house site. Describe what the tool was used for, type of material used to make it, name of the tool, etc.


1. Tool Name:

This is the war club



2. Tool Name:

This is a mat needle.



3. Tool Name: Stone Anchor



This is a utility basket.



4. Tool Name: Utility Basket

5. Tool Name: net

Net weaving is a treasured skill.



6. Tool Name: cedar twigs

This is cedar twigs. They tied things with it.



2. In the box below, sketch and describe how the summer camp house was built.



these cedar mats were laid over poles for walls. Then big sticks were tied



In the end it looked like this:



together to make a folding doorway.


3. Why did the Tulalip people move to a summer camp house?

They moved because when the butterflies come, the salmon come to. Then they go to the river with their house.


Honoring Veterans

1. Visit the display that honors the veterans. Choose one person from each of the following wars and write down the information given about that veteran.

1. WWI



2. WWII



3. Korean War



4. Vietnam War



5. Afghanistan War



Christopher gobin
Us army iraq war
Afganistan combat
B 10/3/82
D- never

6. Iraq War



Christopher gobin
Us army iraq war
Afganistan combat
B 10/3/82
D- never

The Gateway Poles

1. Visit the Gateway Poles display and answer the following questions:

- Who carved the original Gateway Poles? The people who carved it were Dave Guss, Leo Charles, Maurice Charles, Wesley Alexander, & Robert Guss.
- When were they carved? 1940
- Where were the original Gateway Poles located and what was on top of them? It was located at the entrance of Tulalip Reservation and a canoe.
- What happened to the original Gateway Poles? They were vandalized.

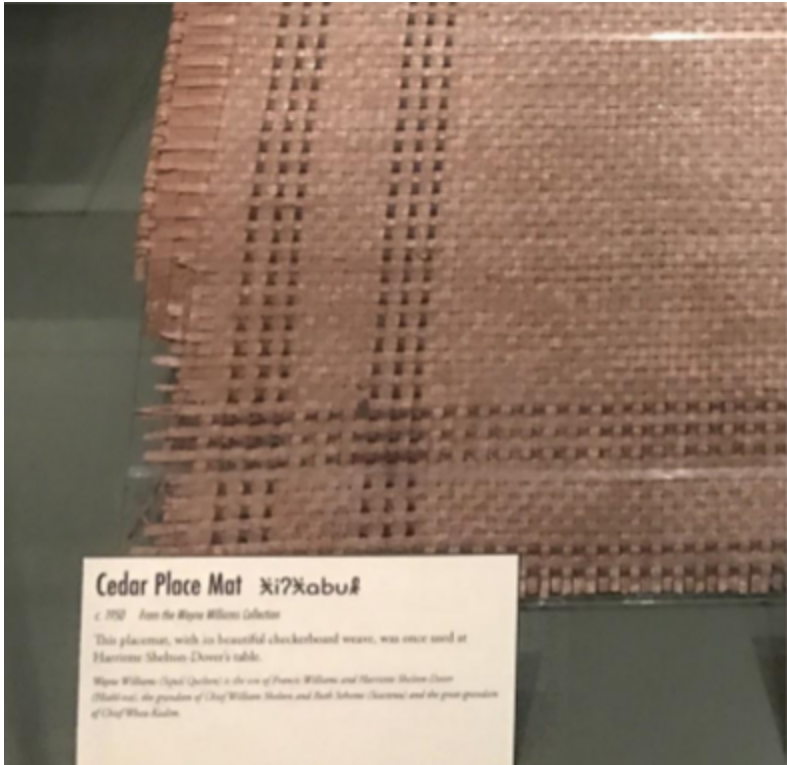
Find four *other artifacts* in the museum that you found interesting. Use the boxes below and on the next page to sketch and label. (What was the artifact? What was it used for? How was it made?)

1. Artifact Name



This is a weaving style

2. Artifact Name



3. Artifact Name




This is a kind of weaving style.

4. Artifact Name



This is another kind of weaving style.

These are more pictures.



These are paddles.
R=WP.M=SM.L=HP





This is the veteran wall



These are credits to

The Creator

Lynn D

The Photographer

Lynn D

The Packet creator

Caiti A