



Hibulb Cultural Center Inquiries

Student Name: Colin S.

1-30-18

Directions: We've watched the Tulalip History Minute Videos in class. We've read articles, documents and stories. Now you will get to actually investigate and see the artifacts in the museum. Complete as many of the investigative inquiries as you can at the museum. We will finish the inquiries at school.


Welcome Figures

Sketch the Welcome Figures below and label what the different designs on the figures represent.

This is kay ə wich mens grandma she has
patterns wich represent stuff.




This is a tutubtubšədəd
he is holding his padle up because he is
showing he has həd
in peace.




Baskets

1. Locate the Baskets Display and find the basket that belonged to Katrina Bagley and Katie Simmons. In the box below, sketch the basket and label with important information. Such as: Type of material used to make the basket, basket uses, estimated age, etc.

Label the basket that belonged to Katrina Bagley and Katie Simmons.



This is the baking basket



And here!



Locate 2 other baskets. Sketch the baskets in the boxes below and label with important information. Such as: Type of material used to make the basket, basket uses, estimated age, etc.

Sketch and label a 2nd basket of your choice.



Sketch and label a 3rd basket of your choice.



Summer Camp House

1. Locate the Summer Camp House display. In the boxes below, sketch and label 6 different tools that the Tulalip people used at their summer camp house site. Describe what the tool was used for, type of material used to make it, name of the tool, etc.

1. Tool Name: paddles



2. Tool Name:
canoe



3. Tool Name:
Tutubtubšədəd club



4. Tool Name: Stone anchor



5. Tool Name:
Crab pot net float



6. Tool Name:
Utility basket



2. In the box below, sketch and describe how the summer camp house was built.



3. Why did the Tulalip people move to a summer camp house? They moved to the summer camp houses because it was close to the water to catch salmon.

Honoring Veterans

1. Visit the display that honors the veterans. Choose one person from each of the following wars and write down the information given about that veteran.

1. WWI Harry Dunn U.S. Army b. 7/20/08 - d. 8/11/69



2. WWII Cyrus Hatch U.S. Army | W.W. II Europe b.8/5/13 - d. 5/7/98



3. Korean War Chester Ashman sr. U.S. army | special services B. 6/11/1927 - d. 1/24/2012



Vietnam War Ralph McIntosh U.S Marine Corps Vietnam 1970-73 Combat b. 5/22/43



5. Afghanistan War James Stanfield b. 4/16/79



6. Iraq War William Mclean III U.S. Marine corps I Iraq combat b. 10/5/84



The Gateway Poles

1. Visit the Gateway Poles display and answer the following questions:

- Who carved the original Gateway Poles? Dave Guss, Leo Charles, Maurice Alexander, Wesley Charles and Robert Guss.
- When were they carved? 5/25/1940
- Where were the original Gateway Poles located and what was on top of them? Entrance of Tulalip Indian Reservation.
- What happened to the original Gateway Poles? They got cut down by vandals.

Find four *other artifacts* in the museum that you found interesting. Use the boxes below and on the next page to sketch and label. (What was the artifact? What was it used for? How was it made?)

1. Artifact Name
Cedar dress



2. Artifact Name
Canoes



3. Artifact Name Cedar mat



4. Artifact Name Different ways of using Cedar.

