



Hibulb Cultural Center

Student name: Kameron

1-30-18

Directions: We've watched the Tulalip History Minute Videos in class. We've read articles, documents and stories. Now you will get to actually investigate and see the artifacts in the museum. Complete as many of the investigative inquiries as you can at the museum. We will finish the inquiries at school.

Welcome Figures

This is kayə? (Grandmother) her headscarf displays the butterflies. When the butterflies come, the salmon do too. Her scarf shows the now extinct type of wooly dog they raised for wool. The hem of her dress says the story of the five wolves.



The warrior is raising his oar in the peace sign. His bib has the whale symbol on the hem.

Baskets

1. Locate the Baskets Display and find the basket that belonged to Katrina Bagley and Katie Simmons. In the box below, sketch the basket and label with important information. Such as: Type of material used to make the basket, basket uses, estimated age, etc.




It was made of Cedar wood. It was used to heat water and gather berries.
The estimated age is 1918.

2. Locate 2 other baskets. Sketch the baskets in the boxes below and label with important information. Such as: Type of material used to make the basket, basket uses, estimated age, etc.

Sketch and label a 2nd basket of your choice. Find a picture for these two.

This basket was used for carrying babies.



Sketch and label a 3rd basket of your choice.

This basket was used for carrying berries.



Summer Camp House

1. Locate the Summer

Camp House display. In the boxes below, sketch and label 6 different tools that the Tulalip people used at their summer camp house site. Describe what the tool was used for, type of material used to make it, name of the tool, etc.

1. Tool Name: War club



This is a war club that is sometimes used for combat because it is so heavy and it is also made of stone.

2. Tool Name: Spear



This is a spear used to hunt.

3. Tool Name: Utility basket

This was used to carry berries.



It was also used for carrying other things.

4. Tool Name: Hunting paddle



5. Tool Name: Steermans paddle



6. Tool Name: Womens paddle

2. In the box below, sketch and describe how the summer camp house was built.



3. Why did the Tulalip people move to a summer camp house? They moved because they can travel and get their food easier.

Honoring Veterans

1. WWI

Robert E. Shelton




2. WWII




Ezra Zane Hatch

3. Korean War



Raymond Moses

4. Vietnam War




Harold Taylor

5. Afghanistan War



6. Iraq War



The Gateway Poles

1. Visit the Gateway Poles display and answer the following questions:

- Who carved the original Gateway Poles? Dave Guss, Leo Charles, Maurice Alexander, Wesley Charles and Robert Guss.
- When were they carved? May 25th 1940
- Where were the original Gateway Poles located and what was on top of them? Firetrail road and a canoe was on top of them.
- What happened to the original Gateway Poles? They were found and cut down by vandals.

Find four *other artifacts* in the museum that you found interesting. Use the boxes below and on the next page to sketch and label. (What was the artifact? What was it used for? How was it made?)


1. Artifact Name Cedar rope



2. Artifact Name Cedar hat



3. Artifact Name: Cedar Mat



4. Artifact Name Cedar dress

