



Hibulb Cultural Center Inquiries: Paul

1-30-18

Directions: We've watched the Tulalip History Minute Videos in class. We've read articles, documents and stories. Now you will get to actually investigate and see the artifacts in the museum. Complete as many of the investigative inquiries as you can at the museum. We will finish the inquiries at school.

Welcome Figures

This welcome figure is a grandma or a dkayə in Lushootseed. She has a scarf with dogs on it, it is an extinct breed of dog that people used their fur for sewing. She is holding a basket of clams, clams are a traditional food for the Tulalip people. She has a bandana that has Butterflies. They represent when the butterflies come so does the king salmon and all the other salmon so now they can fish and get food.



This is a Warrior.
He is wearing a traditional hat.
His paddle is up representing friendship and welcoming.
The clothes he is wearing is called a bib. People used to wear that along with some other clothes. The checks are cracks in the cedar when it changes temperature. The carver enjoys it.



Baskets

1. Locate the Baskets Display and find the basket that belonged to Katrina Bagley and Katie Simmons. In the box below, sketch the basket and label with important information. Such as: Type of material used to make the basket, basket uses, estimated age, etc.

This basket belongs to Katrina Bagley. It is a cooking and gathering basket. They also picked berries and Fished. They put burning rocks in to cook their food. I think it was weaved about 1,000 years ago. The same basket belonged to Katrina bagley and Katie simons. This is a watertight basket was made in the 18 hundreds.

It was woven out of cedar.



Locate 2 other baskets. Sketch the baskets in the boxes below and label with important information. Such as: Type of material used to make the basket, basket uses, estimated age, etc.

Sketch and label a 2nd basket of your choice.
This basket is made to hold a baby. It is probably about 150 years old. (It's a guess.) This is a cedar basket.




Sketch and label a 3rd basket of your choice. This is a berry gathering basket, it, I think, it is about 210 years old (Another guess.) This is also a cedar basket.



Summer Camp House

1. Locate the Summer Camp House display. In the boxes below, sketch and label 6 different tools that the Tulalip people used at their summer camp house site. Describe what the tool was used for, type of material used to make it, name of the tool, etc.

1. Tool Name: War club




2. Tool Name: Utility basket




3. Tool Name: Stick/Bone Game




4. Tool Name: Cedar placemat



5. Tool Name: Hunting paddle.



6. Tool Name: Women paddle.



2. In the box below, sketch and describe how the summer camp house was built.



Please DO NOT
Climb on

Small illegible sign

Small illegible sign

Small illegible sign



3. Why did the Tulalip people move to a summer camp house? People moved to summer camp houses because they followed the butterflies to go to a fishing site and they wanted to move closer.

Honoring Veterans

1. Visit the display that honors the veterans. Choose one person from each of the following wars and write down the information given about that veteran.

1. WWI This is Robert E. Shelton. He was in U.S. army world

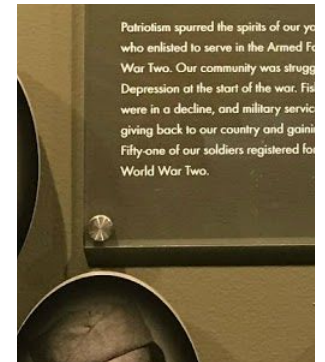


war one. He was Born in 5/14/18

He died in 4/17/1930.

2. WWII Cyrus hatch was in the U.S. army, he was born in 8/5/13,

And sadly died on 5/7/98.



3. Korean War Deryle Morrison served in the U.S. army, he was born in 12/6/30 and died in 9/26/89.



4. Vietnam War Raymond Lee Fryberg. He was born in, 4/13/50. He is still alive! He is serving in the U.S. marine.



5. Afghanistan War



6. Iraq War This is Alpheus Jones 3. He was in the U.S. army, He was born in 2/21/87. He is still alive!

The Gateway Poles

1. Visit the Gateway Poles display and answer the following questions:

- Who carved the original Gateway Poles? Dave Guss, Leo Charles, Maurice Alexander, Wesley Charles, and Robert Guss.
- When were they carved? They were carved about 1940.
- Where were the original Gateway Poles located and what was on top of them? The original gateway poles were in the mouth of the Tulalip river on fire Trail RD. There was a canoe on the top of them.
- What happened to the original Gateway Poles? The Gateway Poles were chopped down by vandals.

Find four other artifacts in the museum that you found interesting. Use the boxes below and on the next page to sketch and label. (What was the artifact? What was it used for? How was it made?)

1. Artifact Name Raven Rattles.

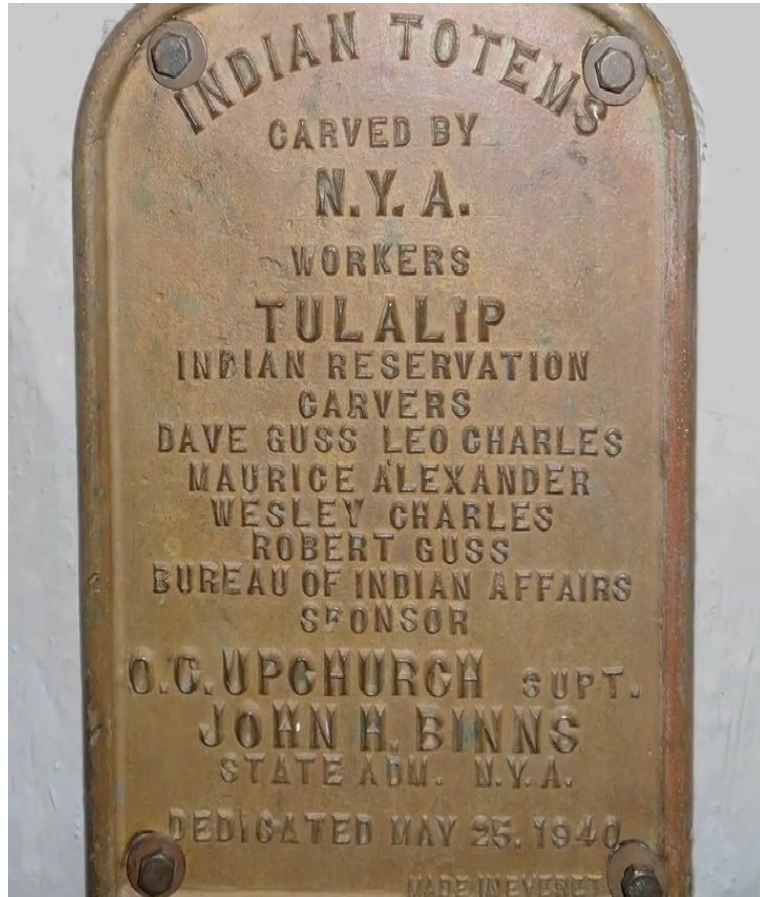
These two rattles were carved by hand and the only thing making noise is two pebbles.



2. Artifact Name Canoe. This canoe is a small canoe made for short travels with not so many people and shallow water. This canoe was made as a gift.



3. Artifact Name plaque. This plaque shows who carved the Gateway poles to Tulalip before they were vandalized.



4. Artifact Name cedar shirt-This shirt is one of the clothes that people used to wear. Now they wear shirts made of different material.

