



# Hibulb Cultural Center Inquiries

## Zsofia

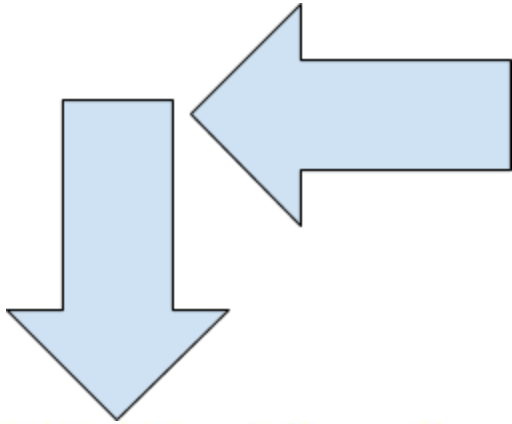
---

1-30-18



*Directions: We've watched the Tulalip History Minute Videos in class. We've read articles, documents and stories. Now you will get to actually investigate and see the artifacts in the museum. Complete as many of the investigative inquiries as you can at the museum. We will finish the inquiries at school.*

## Welcome Figures

Sketch the Welcome Figures below and label what the different designs on the figures represent.



This is kayə? one of the welcome figures. The headscarf she is wearing represents when the first butterfly comes, the first salmon comes. Her scarf she wears around her neck represents the dog fur they used to make the scarf. The pattern on her stand represents the school buses that came thar for a field trip.



This is the other welcome figure. The welcome figure is holding his padel that way because that is the way the other people they come in peace. The face on the stand

## Baskets

1. Locate the Baskets Display and find the basket that belonged to Katrina Bagley and Katie Simmons. In the box below, sketch the basket and label with important information. Such as: Type of material used to make the basket, basket uses, estimated age, etc.



This is the basket that belongs to Katrina Bagley and Katie Simmons. The wood it was made from cedar wood. It was woven tightly enough to carry water. It could have food be cooked in it.



**Katrina Bagley**   **Katie Simmons**

2. Locate 2 other baskets. Sketch the baskets in the boxes below and label with important information. Such as: Type of material used to make the basket, basket uses, estimated age, etc.



This a basket they use to collect water.



This is a basket that they use to collect berries.




## Summer Camp House

1. Locate the Summer Camp House display. In the boxes below, sketch and label 6 different tools that the Tulalip people used at their summer camp house site. Describe what the tool was used for, type of material used to make it, name of the tool, etc.



This is the summer camp house. The summer camp house is made with mats it takes a hole day to make it.



This is what they used to make the summer camp.

3. Why did the Tulalip people move to a summer camp house? \_\_\_\_\_

Honoring Veterans

1. Visit the display that honors the veterans. Choose one person from each of the following wars and write down the information given about that veteran.

Ezra Hatch	Joseph Alexander
Watke Hatch	Raymond Fryberg

Cara Mccoy

Willam Charal

The Gateway Poles

1. Visit the Gateway Poles display and answer the following questions:

○ Who carved the original Gateway Poles? \_\_\_\_\_

\_\_\_\_\_

○ When were they carved? \_\_\_\_\_

\_\_\_\_\_

○ Where were the original Gateway Poles located and what was on top of them? \_\_\_\_\_

\_\_\_\_\_

○ What happened to the original Gateway Poles? \_\_\_\_\_

\_\_\_\_\_

Find four *other artifacts* in the museum that you found interesting. Use the boxes below and on the next page to sketch and label. (What was the artifact? What was it used for? How was it made?)

This is the women's paddle. Only women can use it. The women's paddle is made out of cedar wood.



This is the traditional dress. The traditional dress is used for gatherings or saramones. The traditional dress is also made from cedar wood also.





This is the warrior paddle. The warrior paddle is made from cedar wood also. Only the warrior's can use it.



This is the stermen paddle. The stermen paddle is also made out



of cedar wood. Only stermen can use it.